

SEMIPONT™ 6

Bridge Rectifiers

SKD146/16

Preliminary Data

Features

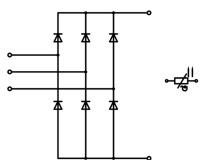
- Compact design
- Two screws mounting
- Heat transfer and isolation through direct copper bonded aluminium oxide ceramic (DCB)
- High surge currents
- Up to 1600 V reverse voltage
- UL recognized, file no. E 63 532

Typical Applications

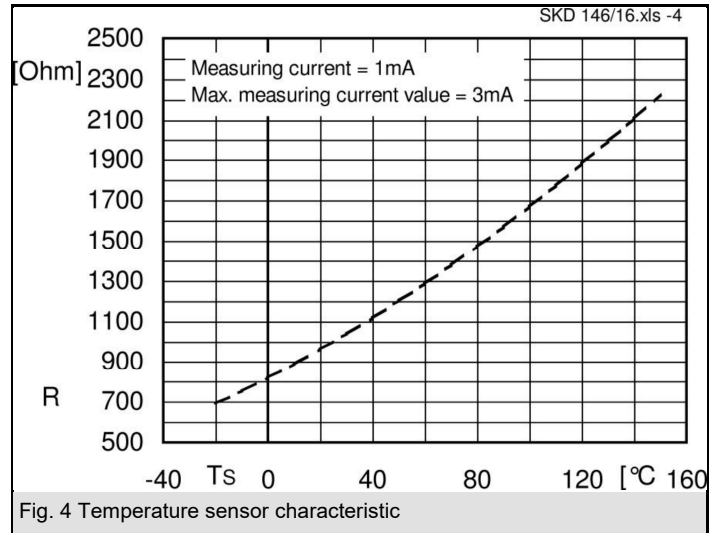
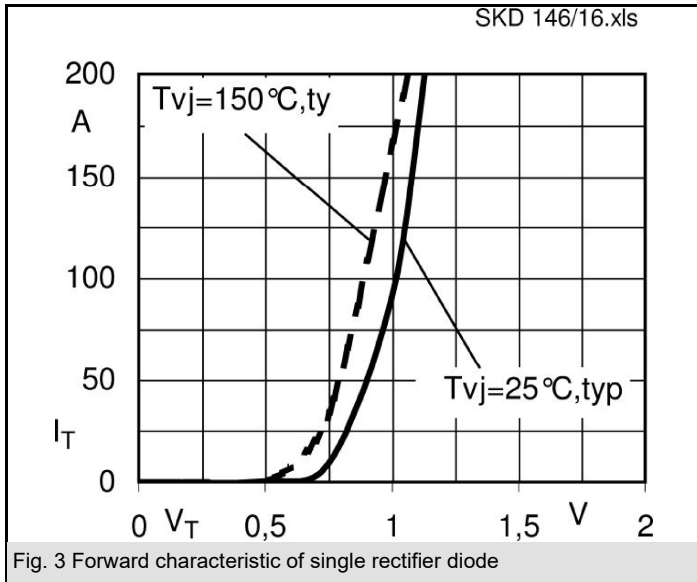
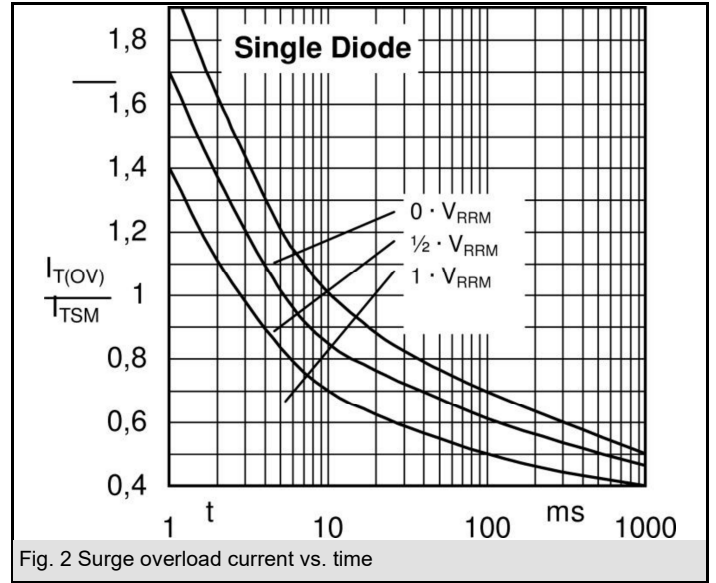
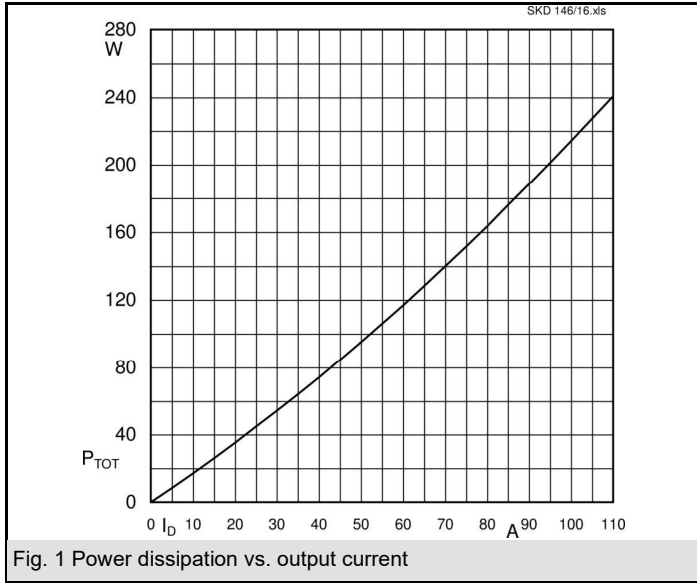
- DC drives
- Controlled filed rectifiers for DC motor
- Controlled battery charger

V_{RSM} V	V_{RRM}, V_{DRM} V	$I_D = 140$ A (full conduction) ($T_s = 85$ °C)
1700	1600	SKD 146/16

Symbol	Conditions	Values	Units
I_D	$T_s = 85$ °C	140	A
I_{FSM}	$T_{vj} = 25$ °C; 10 ms	1800	A
	$T_{vj} = 125$ °C; 10 ms	1700	A
i^2t	$T_{vj} = 25$ °C; 8,3 ... 10 ms	16200	A ² s
	$T_{vj} = 125$ °C; 8,3 ... 10 ms	14450	A ² s
V_F	$T_{vj} = 125$ °C; $I_F = 150$ A	max. 1,3	V
$V_{(TO)}$	$T_{vj} = 125$ °C	max. 0,8	V
r_T	$T_{vj} = 125$ °C	max. 4	mΩ
I_{RD}	$T_{vj} = 25$ °C; $V_{DD} = V_{DRM}; V_{RD} = V_{RRM}$		mA
Temperature sensor R_{TS}	$T = 25$ (100) °C	1000 (1670)	Ω
R_{thjh}	per diode	0,8	K/W K/W
T_{solder}	Terminals, max 10s	260	°C
T_{vj}		- 40 ... + 150	°C
T_{stg}		- 40 ... + 125	°C
V_{isol}	a. c. 50 Hz; r.m.s.; 1 s / 1 min.	3600 (3000)	V
M_s	mounting torque	2,55 ... 3,45	Nm
M_t			Nm
m			g
Case		G 60	



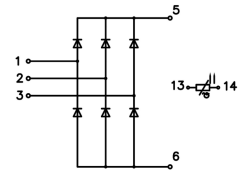
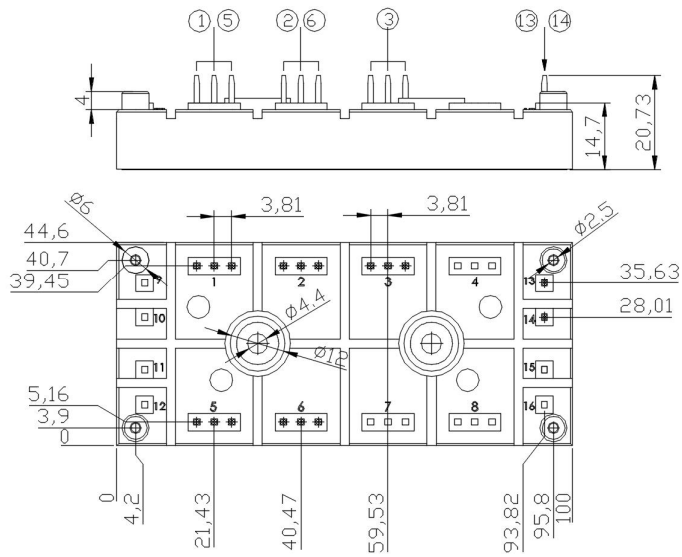
D



SKD146/16

UL recognized mm
File no. E 63 532

Dimensions in mm



Case G 60

D

Case G 60

This technical information specifies semiconductor devices but promises no characteristics. No warranty or guarantee expressed or implied is made regarding delivery, performance or suitability.