

# SKKT 57 H4, SKKH 57 H4



## SEMIPACK<sup>®</sup> 1

### Thyristor / Diode Modules

SKKT 57 H4

SKKH 57 H4

#### Features

- Heat transfer through aluminium oxide ceramic isolated metal baseplate
- Hard soldered joints for high reliability
- UL recognized, file no. E 63532

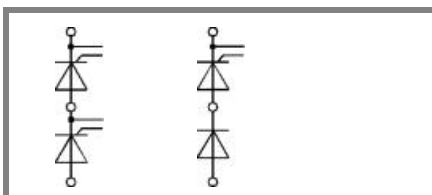
#### Typical Applications\*

- DC motor control (e. g. for machine tools)
- AC motor soft starters
- Temperature control (e. g. for ovens, chemical processes)
- Professional light dimming (studios, theaters)

1) See the assembly instructions

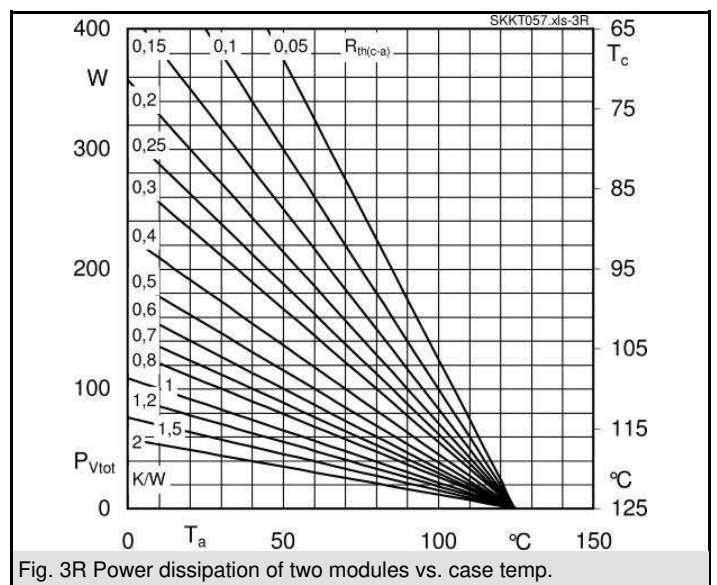
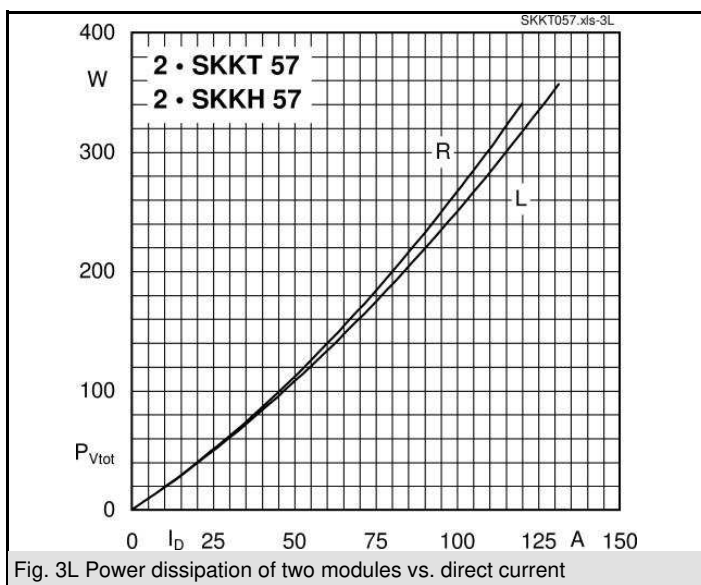
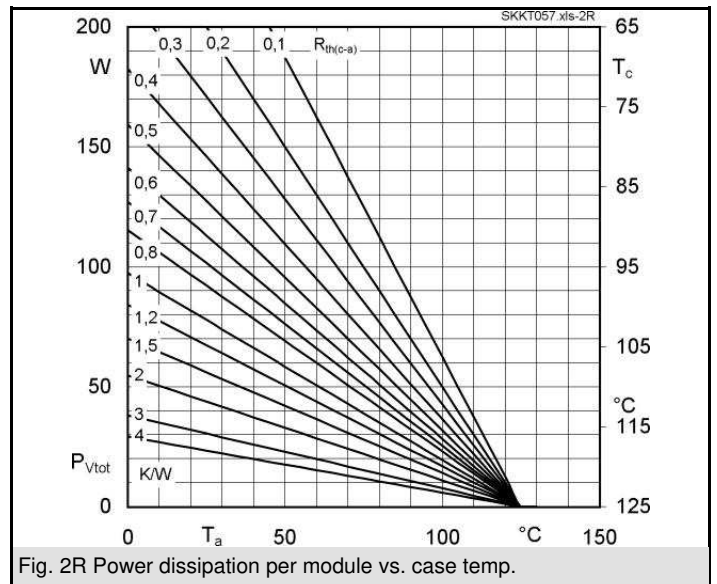
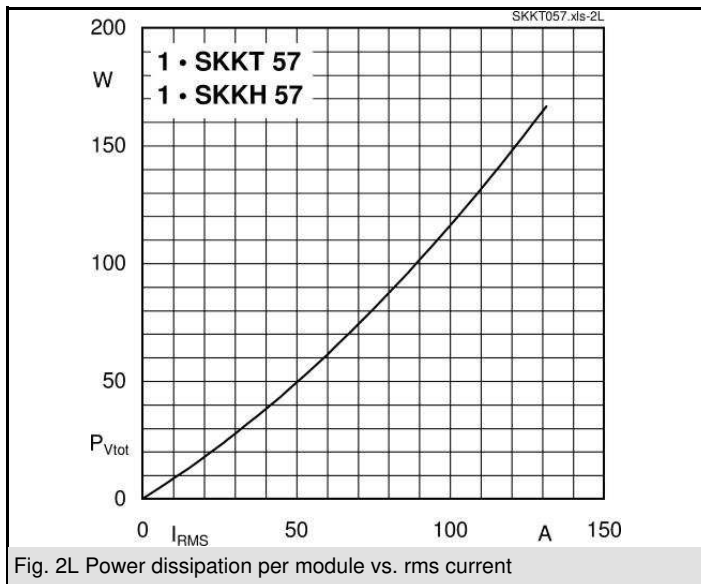
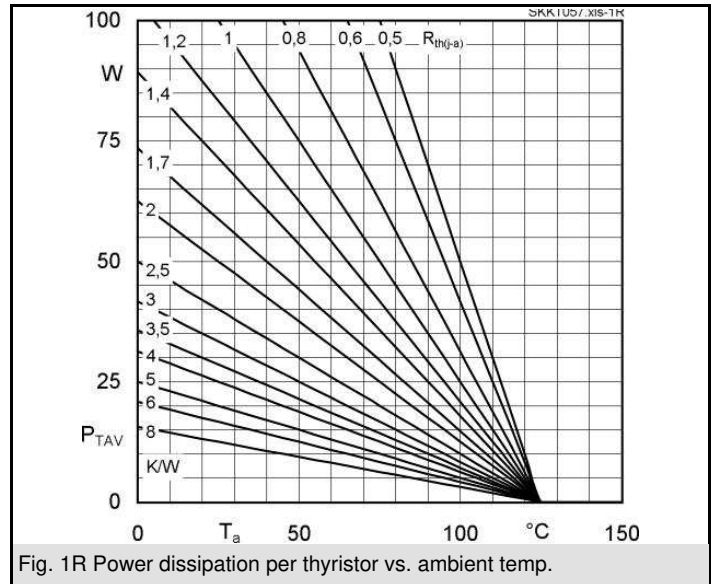
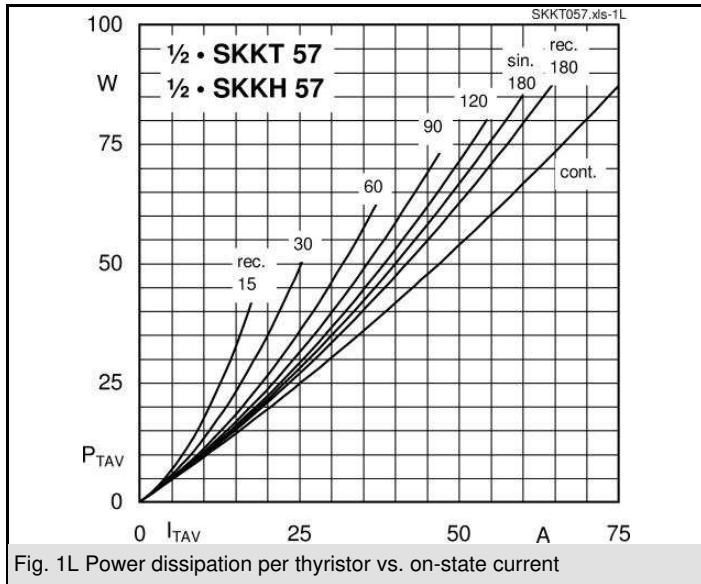
| $V_{RSM}$<br>V | $V_{RRM}, V_{DRM}$<br>V | $I_{TRMS} = 95$ A (maximum value for continuous operation)<br>$I_{TAV} = 55$ A (sin. 180; $T_c = 80$ °C) |                |
|----------------|-------------------------|--|----------------|
| 2100           | 2000                    | SKKT 57/20E H4   | SKKH 57/20E H4 |
| 2300           | 2200                    | SKKT 57/22E H4   | SKKH 57/22E H4 |

| Symbol           | Conditions  | Values                     | Units            |
|------------------|---|----------------------------|------------------|
| $I_{TAV}$        | sin. 180; $T_c = 85$ (100) °C;                          | 50 (35)                    | A                |
| $I_D$            | P3/180; $T_a = 45$ °C; B2 / B6                          | 57 / 68                    | A                |
|                  | P3/180F; $T_a = 35$ °C; B2 / B6                         | 100 / 130                  | A                |
| $I_{RMS}$        | P3/180F; $T_a = 35$ °C; W1 / W3                         | 130 / 3 x 100              | A                |
| $I_{TSM}$        | $T_{vj} = 25$ °C; 10 ms                                 | 1500                       | A                |
|                  | $T_{vj} = 125$ °C; 10 ms                                | 1250                       | A                |
| $i^2t$           | $T_{vj} = 25$ °C; 8,3 ... 10 ms                         | 11000                      | A <sup>2</sup> s |
|                  | $T_{vj} = 125$ °C; 8,3 ... 10 ms                        | 8000                       | A <sup>2</sup> s |
| $V_T$            | $T_{vj} = 25$ °C; $I_T = 200$ A                         | max. 1,65                  | V                |
| $V_{T(TO)}$      | $T_{vj} = 125$ °C                                       | max. 0,9                   | V                |
| $r_T$            | $T_{vj} = 125$ °C                                       | max. 3,5                   | mΩ               |
| $I_{DD}, I_{RD}$ | $T_{vj} = 125$ °C; $V_{RD} = V_{RRM}, V_{DD} = V_{DRM}$ | max. 30                    | mA               |
| $t_{gd}$         | $T_{vj} = 25$ °C; $I_G = 1$ A; $di_G/dt = 1$ A/μs       | 1                          | μs               |
| $t_{gr}$         | $V_D = 0,67 * V_{DRM}$                                  | 2                          | μs               |
| $(di/dt)_{cr}$   | $T_{vj} = 125$ °C                                       | max. 150                   | A/μs             |
| $(dv/dt)_{cr}$   | $T_{vj} = 125$ °C                                       | max. 1000                  | V/μs             |
| $t_q$            | $T_{vj} = 125$ °C,                                      | 80                         | μs               |
| $I_H$            | $T_{vj} = 25$ °C; typ. / max.                           | 150 / 250                  | mA               |
| $I_L$            | $T_{vj} = 25$ °C; $R_G = 33$ Ω; typ. / max.             | 300 / 600                  | mA               |
| $V_{GT}$         | $T_{vj} = 25$ °C; d.c.                                  | min. 3                     | V                |
| $I_{GT}$         | $T_{vj} = 25$ °C; d.c.                                  | min. 150                   | mA               |
| $V_{GD}$         | $T_{vj} = 125$ °C; d.c.                                 | max. 0,25                  | V                |
| $I_{GD}$         | $T_{vj} = 125$ °C; d.c.                                 | max. 6                     | mA               |
| $R_{th(j-c)}$    | cont.; per thyristor / per module                       | 0,57 / 0,29                | K/W              |
| $R_{th(j-c)}$    | sin. 180; per thyristor / per module                    | 0,6 / 0,3                  | K/W              |
| $R_{th(j-c)}$    | rec. 120; per thyristor / per module                    | 0,64 / 0,32                | K/W              |
| $R_{th(c-s)}$    | per thyristor / per module                              | 0,2 / 0,1                  | K/W              |
| $T_{vj}$         |   | - 40 ... + 125             | °C               |
| $T_{stg}$        |   | - 40 ... + 125             | °C               |
| $V_{isol}$       | a. c. 50 Hz; r.m.s.; 1 s / 1 min.                       | 4800 / 4000                | V~               |
| $M_s$            | to heatsink   | $5 \pm 15$ % <sup>1)</sup> | Nm               |
| $M_t$            | to terminals  | $3 \pm 15$ %               | Nm               |
| $a$              |   | $5 * 9,81$                 | m/s <sup>2</sup> |
| $m$              | approx.   | 95                         | g                |
| Case             | SKKT  | A 46                       |                  |
|                  | SKKH  | A 47                       |                  |

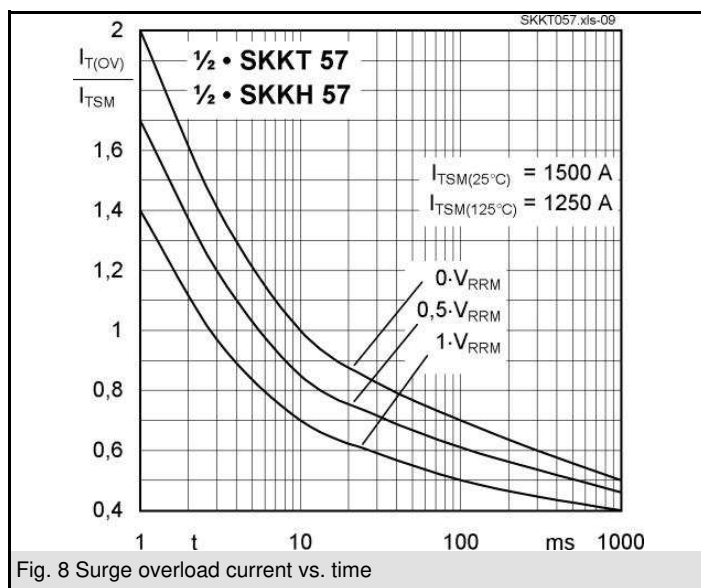
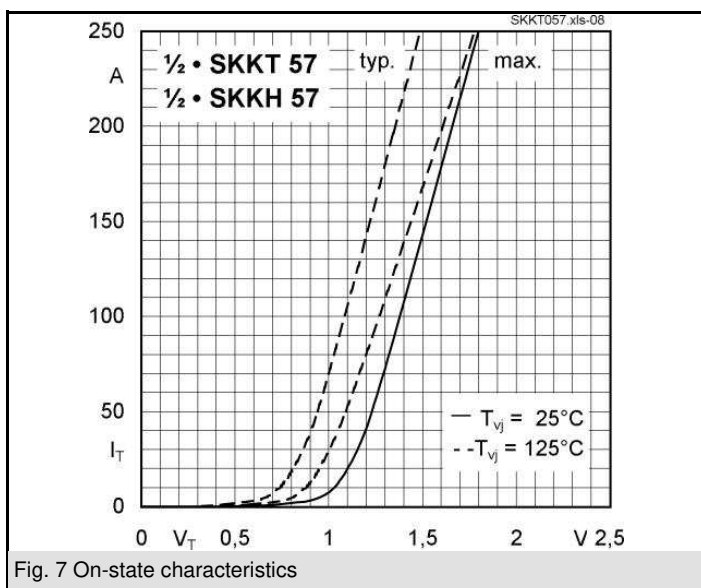
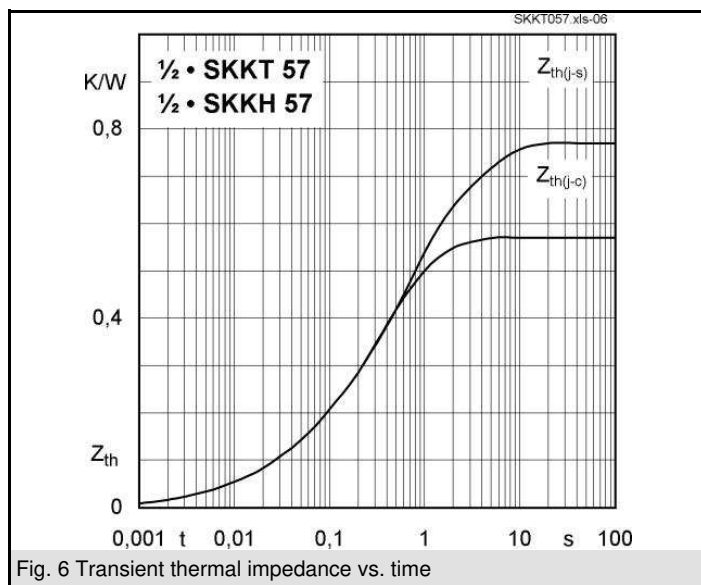
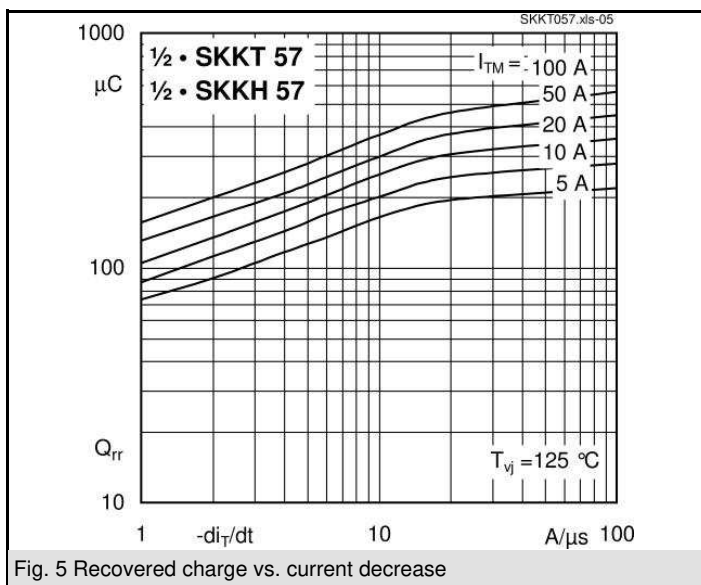
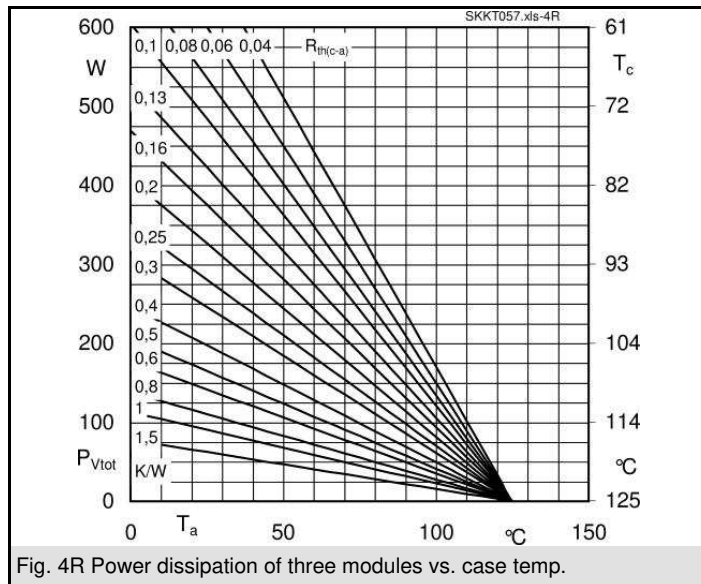
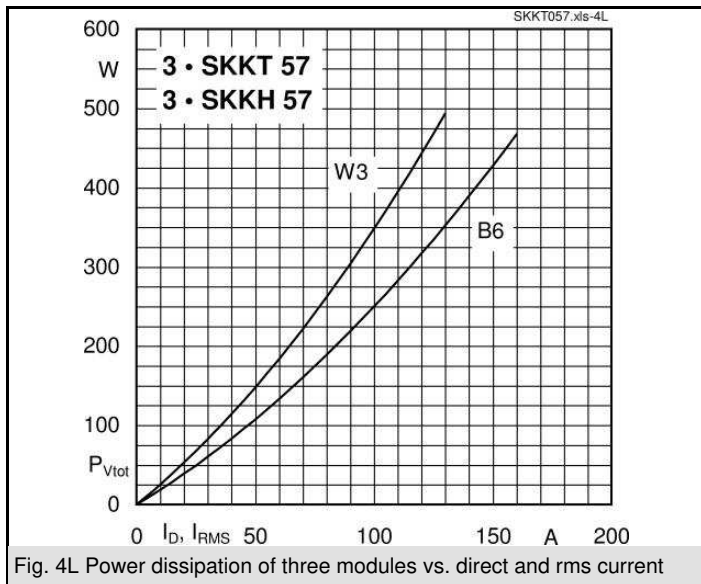


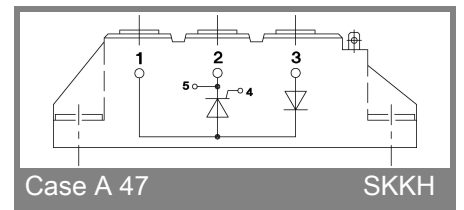
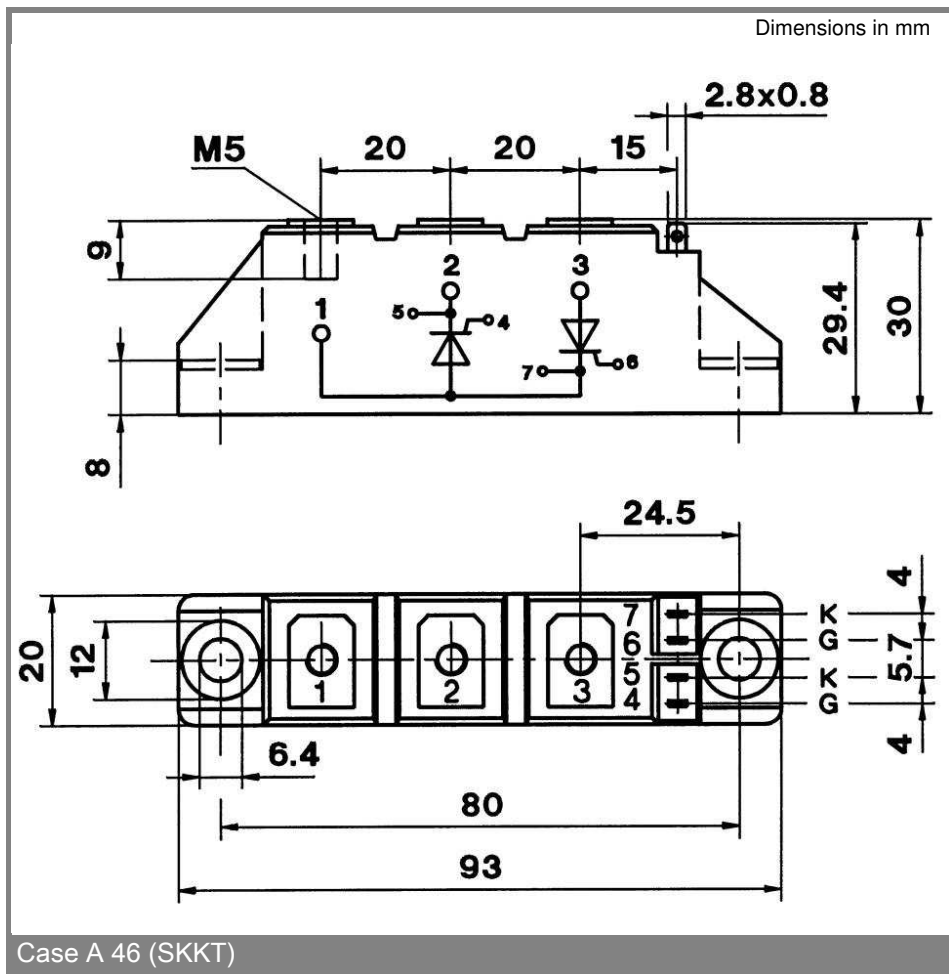
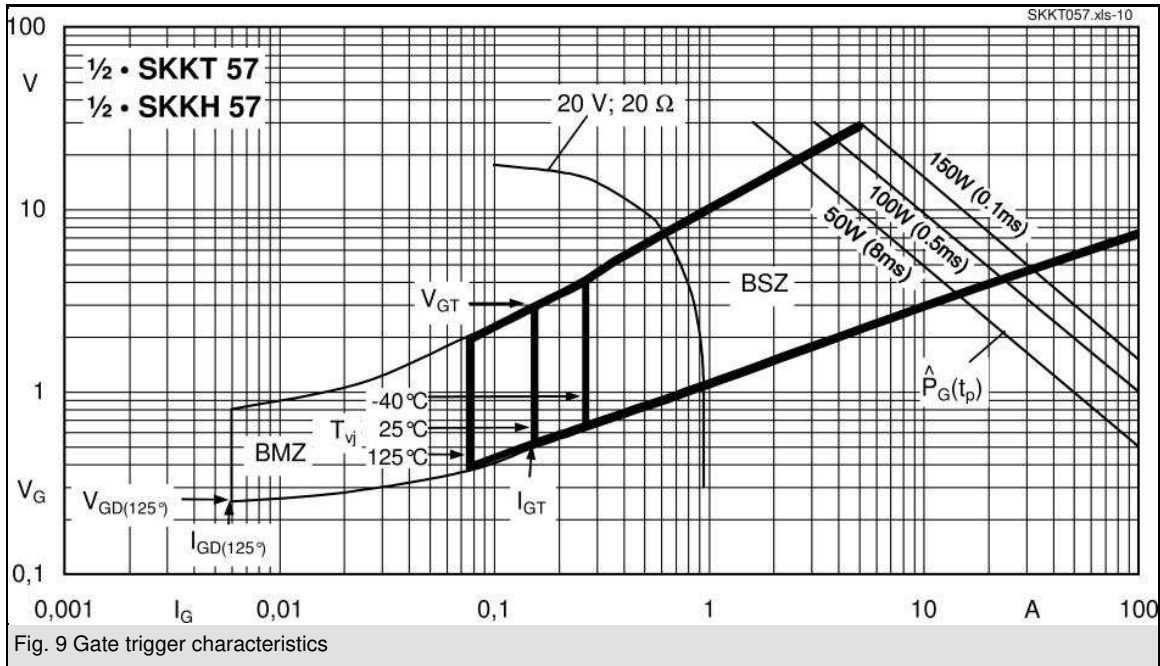
SKKT

SKKH



# SKKT 57 H4, SKKH 57 H4





\* The specifications of our components may not be considered as an assurance of component characteristics. Components have to be tested for the respective application. Adjustments may be necessary. The use of SEMIKRON products in life support appliances and systems is subject to prior specification and written approval by SEMIKRON. We therefore strongly recommend prior consultation of our staff.